

TECHNICAL PRODUCT SUBMITTAL

AMICUS LAHP-1202WWXL BOOST HEAT PUMP

Heating Data		
Heating Capacity (EN14511) ¹		kW
Total Power input (EN14511) ¹		kW
COP (EN14511) ¹		W/W
Nominal flow rate		m ³ /h
Pressure drop across the heat pump		kPa
EcoDesign data		
EcoDesign Energy Label Rating		LT/HT
SCOP Low Temperature		
Seasonal Efficiency High temperature		%
General Data		
Refrigerant type		
Compressor Type		
Number of Compressors		
Number of Circuits		
Capacity steps		
Minimum capacity step		%
Electrical Data		
Power supply		V/Ph/Hz
Maximum input power		kW
Maximum input current standard unit		A
Peak input current standard unit		A
Peak input current with soft start option fitted		A
Fuse rating (delayed)		A
Fans		
Sound power level		dB(A)
Sound pressure level		dB(A)

200
41.6
4.81
27.55
11.6
A++/A++
5.94
181
R134A
Scroll
2
1
2
50
400/3+N/50
59.6
106
325
216
200
76
44

Model	Octave band (Hz)								Lw		Lp
	63	125	250	500	1K	2K	4K	8K	Db	dB(A)	dB(A)
	dB	dB	dB	dB	dB	dB	dB	dB			
302	78.1	69.3	63.2	61.7	60.6	55.2	51.8	42.7	78.9	65	49
402	78.1	69.3	63.2	61.7	60.6	55.2	51.8	42.7	78.9	65	49
602	83.1	74.3	68.2	66.7	65.6	60.2	56.8	47.7	83.9	70	54
702	86.1	77.3	71.2	69.7	68.6	63.2	59.8	50.7	86.9	73	57
902	87.1	78.3	72.2	70.7	69.6	64.2	60.8	51.7	87.9	74	58
1202	89.1	80.3	74.2	72.7	71.6	66.2	62.8	53.7	89.9	76	60
1402	91.1	82.3	76.2	74.7	73.6	68.2	64.8	55.7	91.9	78	62
1804	101.1	92.3	86.2	84.7	83.6	78.2	74.8	65.7	101.9	88	72
2304	102.1	93.3	87.2	85.7	84.6	79.2	75.8	66.7	102.9	89	73
2604	104.1	95.3	89.2	87.7	86.6	81.2	77.8	68.7	104.9	91	75

Lw: sound power level according to ISO 3744

Lp: sound pressure level at 1 mt from the unit in free field conditions direction factor Q=2 according to ISO 3744

TECHNICAL PRODUCT SUBMITTAL

AMICUS LAHP-1202WWXL BOOST HEAT PUMP

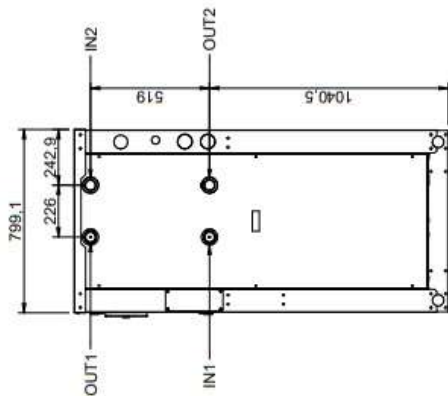
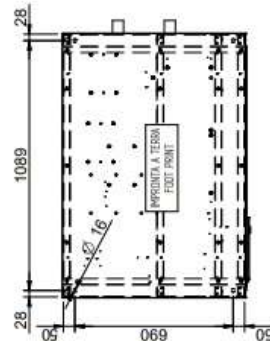
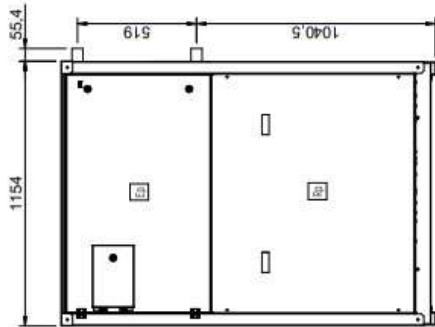
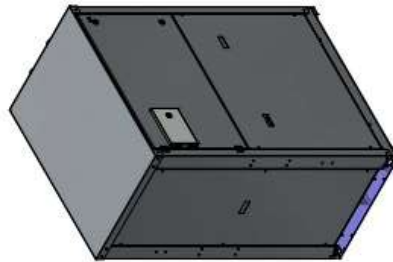
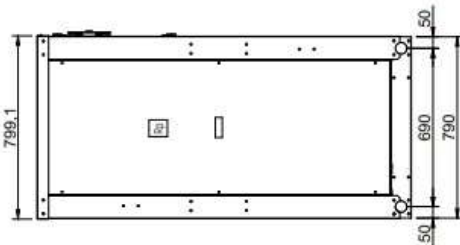
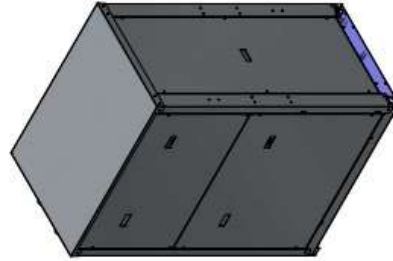

User	65			70		
Source	Output	Absorption	COP	Output	Absorption	COP
20	135	95.3	3.4	n/a	n/a	n/a
25	154	114	3.82	149	105	3.34
30	176	135	4.29	170	125	3.76
35	200	159	4.8	193	147	4.2
40	228	186	5.35	220	173	4.72
45	260	217	5.95	249	202	5.23
User	75			78		
Source	Output	Absorption	COP	Output	Absorption	COP
20	n/a	n/a	n/a	n/a	n/a	n/a
25	n/a	n/a	n/a	n/a	n/a	n/a
30	164	114	3.27	161	108	3.02
35	186	136	3.68	182	128	3.38
40	211	160	4.11	206	151	3.79
45	239	187	4.6	233	178	4.24

n/a= not allowed heat pump will not operate at these conditions

Amicus air to water heat pumps must be installed and maintained in line with the Installation Commissioning and Maintenance Instructions which are available on the Literature & Downloads section of www.lochinvar.ltd.uk

TECHNICAL PRODUCT SUBMITTAL

AMICUS LAHP-1202WWXL BOOST HEAT PUMP



Rp	PANNELLO ASPORTABILE REMOVABLE PANEL
Ep	QUADRO ELETTRICO ELECTRICAL PANEL
Es	INGRESSO ALIMENTAZIONE ELETTRICA POWER SUPPLY DRAIN INLET
IN1	INGRESSO ACQUA UTENTE USER WATER INLET
OUT1	USCITA ACQUA UTENTE USER WATER OUTLET
IN2	INGRESSO ACQUA SORGENTE SOURCE WATER INLET
OUT2	USCITA ACQUA SORGENTE SOURCE WATER OUTLET